

Publikationsverzeichnis Prof. Dr. med. Markus Krämer

Originalarbeiten

Erstautorschaften

Kraemer M, Strunk D, Becker J, Veltkamp R, Berlit P
Recovery of intracranial stenoses in varicella zoster virus vasculitis
after long-term treatment with valacyclovir and prednisolone
Neurol Res Pract. 2022 May 16;4(1):18. doi: 10.1186/s42466-022-
00180

Kraemer M, Keyvani K, Berlit P, Diesner F, Marquardt M
Histopathology of Moyamoya angiopathy in a European patient
J Neurol. 2019 Jun 4. doi: 10.1007/s00415-019-09406


Kraemer M, Schwitalla JC, Diesner F, Aktas O, Hartung HP, Berlit P
Clinical presentation of Moyamoya angiopathy in Europeans:
experiences from Germany with 200 patients
J Neurol. 2019 Jun;266(6):1421-1428

Kraemer M, Karakaya R, Matsushige T, Graf J, Albrecht P, Hartung
HP, Berlit P, Laumer R, Diesner F
Efficacy of STA-MCA bypass surgery in moyamoya angiopathy:
long-term follow-up of the Caucasian Krupp Hospital cohort with
81 procedures
J Neurol. 2018 Oct;265(10):2425-2433.

Kraemer M, Sassen J, Karakaya R, Schwitalla JC, Graf J, Albrecht P,
Hartung HP, Diehl RR, Berlit P, Laumer R, Diesner F
Moyamoya angiopathy: early postoperative course within 3 months
after STA-MCA-bypass surgery in Europe-a retrospective analysis of
64 procedures
J Neurol. 2018 Oct;265(10):2370-2378

Kraemer M, Huynh QB, Wieczorek D, Balliu B, Mikat B, Boehringer
St (2018)
Distinctive facial features in idiopathic moyamoya disease in
Caucasians: a first systematic analysis
PeerJ. 2018 Jun 27;6:e4740.

Matsushige T*, Kraemer M* , Berlit P, Forsting M, Ladd ME, Sure U,
Khan N, Schlamann M, Wrede KH, (* equally contributed first
authorship) (2018)



Visualization and classification of deeply seated collateral networks in Moyamoya angiopathy with 7T MRI
AJNR Am J Neuroradiol. 2018 Jul;39(7):1248-1254

Kraemer M, Becker J, Horn PA, Schwitalla JC, Keyvani K, Metz I, Wegner C, Brück W, Schlamann M, Heinemann FM, Berlit P (2017)
Association of primary central nervous system vasculitis with the presence of specific human leucocyte antigen gene variant
Clin Neurol Neurosurg. 160:137-141

Kraemer M, Trakolis L, Plätzen J, Schwitalla JC, Bersano A, Albrecht P, Schlamann M, Berlit P
Movement symptoms in European Moyamoya angiopathy - First systematic questionnaire study
Clin Neurol Neurosurg. 2017, 152:52-56


Matsushige* T, Kraemer* M, Schlamann M, Berlit P, Forsting M, Ladd ME, Sure U, Wrede KH (* both authors have contributed equally)
Ventricular Microaneurysms in Moyamoya Angiopathy Visualized with 7T MR Angiography
AJNR Am J Neuroradiol. 2016, 37(9):1669-72

Kraemer M, Sie-In Lee, Ilya Ayzenberg, Jan Claudius Schwitalla, Rolf R. Diehl Peter Berlit, Bert Bosche, Zaza Katsarava, and Mark Obermann
Headache in caucasian patients with Moyamoya-Angiopathy – a systematic cohort study
Cephalgia. 2016, 37(5):496-500

Krämer M, Brauner, S M. Herold M, Diehl RR, Dziobek I, Berlit P
Theory of Mind, Prosodieerkennung und Empathie bei sekundär progredienter Multipler Sklerose
Akt Neurol. 2014, 41(04): 208-216

Kraemer M, Herold M, Uekermann J, Kis B; Daum I; Wiltfang J; Berlit P; Diehl RR; Abdel-Hamid M
Perception of affective prosody in patients at an early stage of relapsing-remitting multiple sclerosis
J Neuropsychol. 2013, 7(1):91-106

Kraemer M, Schuknecht B, Jetzer AK, Yonekawa Y, Khan N
Postoperative changes in the superficial temporal artery and the external carotid artery duplex sonography after extra-intracranial



bypass surgery in European Moyamoya disease Clin Neurol Neurosurg. 2012, 114(7) p930-4

Kraemer M, Herold M, Uekermann J, Kis B; Wiltfang J; Daum I; Dziobek I; Berlit P; Diehl RR; Abdel-Hamid M Theory of mind and empathy in patients at an early stage of relapsing remitting multiple sclerosis
Clin Neurol Neurosur, 2013, 115(7):1016-22

Kraemer M, Horn PA, Roder C, Khan N; Diehl RR; Berlit P; Heinemann FM
Analysis of human leucocyte antigen genes in Caucasian patients with idiopathic moyamoya angiopathy Acta Neurochir. 2012, 154(3) p445-54

Kraemer M, Heinemann FM, Horn PA, Venker C; Berlit P; Krischek B; Khan N Inheritance of moyamoya disease in a Caucasian family. Eur J Neurol. 2012, 19(3) p438-42

Kraemer M, Berlit P, Diesner F, Khan N What is the expert's option on antiplatelet therapy in moyamoya disease? Results of a worldwide Survey. Eur J Neurol. 2012, 19(1) p163-7


Kraemer M, Berlit P Primary central nervous system vasculitis: clinical experiences with 21 new European cases Rheumatol Int. 2011, 31(4) p463-72

Kraemer M*/Meyn H*, de Greiff A, Diehl RR (* both authors have contributed equally) Activation of working memory in patients at the earliest stage of multiple sclerosis--an fMRI study Clin Neurol Neurosurg. 2010, 112(6) p490-5

Kraemer M, Berlit P Primary central nervous system vasculitis and moyamoya disease: similarities and differences J Neurol. 2010, 257(5) p816-9

Kraemer M, Buerger M, Berlit P Diagnostic problems and delay of diagnosis in amyotrophic lateral sclerosis. Clin Neurol Neurosurg 2010, 112(2) p103-5

Kraemer M, Berlit P Systemic, secondary and infectious causes for cerebral vasculitis: clinical experience with 16 new European cases Rheumatol Int. 2010, 30(11):1471-6



Kraemer M*, Kuepper M*, Nebe-vom Stein A, Sorgenfrei U, Diehl RR
(* both authors have contributed equally)

The influence of vasovagal response on the coagulation system
Clin Auton Res. 2010, 20(2):105-11

Kraemer M, Heienbrok W, Berlit P Moyamoya Disease in Europeans
Stroke. 2008, 39 p 3193-31200

Endautorschaften


Strunk D, Sinnecker T, Kleffner I, Doerr J, Ringelstein M, Gross CC,
Deuschl C, Maderwald S, Quick HH, Yamac E, Wrede KH, Kraemer M
Central intra-lesional iron deposits as a possible novel imaging
marker at 7 Tesla MRI in Susac Syndrome - an exploratory study
BMC Med Imaging. 2024 Jan 2;24(1):4. doi: 10.1186/s12880-023-
01171-7

Strunk D, Bauer P, Keyvani K, Diehl RR, Veltkamp R, Berlit P, Meuth
SG, Timmermann L, Schwitalla JC, Kraemer M
Moyamoya disease in Southeast Asians: genetic and autopsy data,
new cases, systematic review, and meta-analysis of all patients from
the literature
J Neurol. 2024 Mar 13. doi: 10.1007/s00415-024-12228-0. Online
ahead of print

Strunk D, Diehl RR, Veltkamp R, Meuth SG, Kraemer M
Progression of initially unilateral Moyamoya angiopathy in
Caucasian Europeans.
J Neurol. 2023 Sep;270(9):4415-4422. doi: 10.1007/s00415-023-
11793-0. Epub 2023 Jun 1

Focke JK, Kraemer M
A familial missense ACTA2 variant p.Arg198Cys leading to
Moyamoya-like arteriopathy with straight course of the intracranial
arteries, aortic aneurysm and lethal aortic dissection
Neurol Res Pract. 2023 Aug 17;5(1):38. doi: 10.1186/s42466-023-
00268-2

Strunk D, Becker J, Veltkamp R, Meuth SG, Bauer P, Böttcher T,
Röls A, Schwitalla JC, Kraemer M
How relevant are cerebral white matter lesions in the D313Y
variant of the α -galactosidase A gene? Neurological, cardiological,
laboratory, and MRI data of 21 patients within a follow-up of 3



years

Neurol Sci. 2023 Apr;44(4):1375-1381

Das S, Ray BK, Pandit A, Ghosh R, Diehl R, Dubey S, Kraemer M
Profile of precipitating factors and its implication in 160 Indian
patients with Moyamoya angiopathy

J Neurol. 2023 Mar;270(3):1654-1661. doi: 10.1007/s00415-022-
11499-9

Strunk D, Veltkamp R, Meuth SG, Chapot R, Kraemer M
Intra-arterial application of nimodipine in reversible cerebral
vasoconstriction syndrome: a neuroradiological method to help
differentiate from primary central nervous system vasculitis
Neurol Res Pract. 2022 Feb 28;4(1):8. doi: 10.1186/s42466-022-
00173-0

Pompsch M, Veltkamp R, Diehl RR, Kraemer M
Microembolic signals and antiplatelet therapy in Moyamoya
angiopathy.


J Neurol. 2022 Dec;269(12):6605-6612

Pilgram-Pastor S, Chapot R, Kraemer M
The angiographic presentation of European Moyamoya angiopathy.
J Neurol. 2022 Feb;269(2):997-1006. doi: 10.1007/s00415-021-
10684-6

Dubey S, Ghosh R, Chatterjee S, Dubey MJ, Ray BK, DAS S,
Chatterjee A, Lahiri D, Kraemer M
Spicy foods triggering clinical symptoms in Moyamoya angiopathy
J Neurosurg Sci. 2021 Feb;65(1):85-88

Pompsch M, Fisenkci N, Horn PA, Kraemer M*, Lindemann M*
(*equally)
Evidence of extensive cellular immune response after SARS-CoV-2
vaccination in ocrelizumab-treated patients with multiple sclerosis
Neurol Res Pract. 2021 Nov 22;3(1):60. doi: 10.1186/s42466-021-
00158-5

Das S, Ghosh R, Dubey S, Pandit A, Ray BK, Kraemer M
Limb-shaking TIA in Moyamoya angiopathy.
Clin Neurol Neurosurg. 2021 Aug;207:106783. doi:
10.1016/j.clineuro.2021.106783. Epub 2021 Jun 27. PMID: 34225004



Sander O, Schwitalla JC, Ringelstein M, Aktas O, Schneider M, Berlit P, Hartung HP, Albrecht P, Kraemer M

Capillary microscopy in Europeans with idiopathic Moyamoya angiopathy.

Microcirculation. 2020 Jul;27(5):e12616. doi: 10.1111/micc.12616.

Epub 2020 Mar 16

Das S, Dubey S, Acharya M, Ghosh R, Chatterjee S, Hazra A, Lahiri D, Segupta S, Chatterjee S, Das G, Sarkar N, Ray BK, Kraemer M

The disease presentation of Moyamoya angiopathy in Eastern India

J Stroke Cerebrovasc Dis. 2020 Aug;29(8):104957

Das S, Dubey S, Acharya M, Chatterjee S, Lahiri D, Das G, Ray BK, Kraemer M

Thalassemia and Moyamoya syndrome: unfurling an intriguing association.

J Neurol. 2019 Nov;266(11):2838-2847. doi: 10.1007/s00415-019-09497-5

Grangeon L, Guey S, Schwitalla JC, Bergametti F, Arnould M, Corpechot M, Hadjadj J, Riant F, Aloui C, Drunat S, Vidaud D, Tournier-Lasserre E, Kraemer M

Clinical and Molecular Features of 5 European Multigenerational Families With Moyamoya Angiopathy

Stroke. 2019 Apr;50(4):789-796

Graf J, Schwitalla JC, Albrecht P, Veltkamp R, Berlit P, Hartung HP, Aktas O, Kraemer M

Misdiagnoses and delay of diagnoses in Moyamoya angiopathy—a large Caucasian case series


J Neurol. 2019 May;266(5):1153-1159

Kraayvanger L, Berlit P, Albrecht P, Hartung HP, Kraemer M

Cerebrospinal Fluid Findings in Reversible Cerebral Vasoconstriction Syndrome - A way to differentiate from Cerebral Vasculitis?

Clin Exp Immunol. 2018 Sep;193(3):341-345

Becker J, Geffken M, Diehl RR, Berlit P, Krämer M Choosing wisely - Multiple Sclerosis and laboratory screening for autoimmune differential diagnoses - Do the guideline recommendations of the German Society of Neurology make sense? Neurology international open. 2017



Becker, J, Horn, PA, Keyvani, K., Metz, I, Wegner, C, Brück, W, Heinemann, FM, Schwitalla, JC, Berlit, P, Kraemer, M Primary Central Nervous System Vasculitis and its mimicking diseases – clinical features, outcome, comorbidities and diagnostic results – a case control study Clin Neurol Neurosurg. 2017, 156:48-54


Albrecht P, Blasberg C, Lukas S, Ringelstein M, Müller AK, Harmel J, Kadas EM, Finis D, Guthoff R, Aktas O, Hartung HP, Paul F, Brandt AU, Berlit P, Methner A, Kraemer M Retinal pathology in idiopathic moyamoya angiopathy detected by optical coherence tomography Neurology. 2015, 11;85(6):521-7

Co-Autorschaften

Pinard A, Ye W, Fraser SM, Rosenfeld JA, Pichurin P, Hickey SE, Guo D, Cecchi AC, Boerio ML, Guey S, Aloui C, Lee K, Kraemer M, Alyemni SO; University of Washington Center for Mendelian Genomics; Bamshad MJ, Nickerson DA, Tournier-Lasserre E, Haider S, Jin SC, Smith ER, Kahle KT, Jan LY, He M, Milewicz DM Rare variants in ANO1, encoding a calcium-activated chloride channel, predispose to moyamoya disease. Brain. 2023 Sep 1;146(9):3616-3623

Duchow A, Bellmann-Strobl J, Friede T, Aktas O, Angstwurm K, Ayzenberg I, Berthele A, Dawin E, Engels D, Fischer K, Flaskamp M, Giglhuber K, Grothe M, Havla J, Hümmert MW, Jarius S, Kaste M, Kern P, Kleiter I, Klotz L, Korporal-Kuhnke M, Kraemer M, Krumbholz M, Kümpfel T, Lohmann L, Ringelstein M, Rommer P, Schindler P, Schubert C, Schwake C, Senel M, Then Bergh F, Tkachenko D, Tumani H, Trebst C, Vardakas I, Walter A, Warnke C, Weber MS, Wickel J, Wildemann B, Winkelmann A, Paul F, Stellmann JP, Häußler V; Neuromyelitis Optica Study Group Time to Disability Milestones and Annualized Relapse Rates in NMOSD and MOGAD. Ann Neurol. 2024 Apr;95(4)

Hümmert MW, Bütow F, Tkachenko D, Ayzenberg I, Pakeerathan T, Hellwig K, Klotz L, Häußler V, Stellmann JP, Warnke C, Goereci Y, Etgen T, Luessi F, Bronzlik P, Gingele S, Lauenstein AS, Kleiter I, Rommer PS, Paul F, Bellmann-Strobl J, Duchow A, Then Bergh F, Pul R, Walter A, Pellkofer H, Kümpfel T, Pompsch M, Kraemer M, Albrecht P, Aktas O, Ringelstein M, Senel M, Giglhuber K, Berthele A, Jarius S, Wildemann B, Trebst C; Neuromyelitis Optica Study



Group (NEMOS)

Effects of the COVID-19 Pandemic on Patients With NMO Spectrum Disorders and MOG-Antibody-Associated Diseases: COPANMO(G)-Study

Neurol Neuroimmunol Neuroinflamm. 2023 Jan 24;10(2):e200082. doi: 10.1212/NXI.0000000000200082. Print 2023 Mar

Tietz AK, Angstwurm K, Baumgartner T, Doppler K, Eisenhut K, Elisak M, Franke A, Golombeck KS, Handreka R, Kaufmann M, Kraemer M, Kraft A, Lewerenz J, Lieb W, Madlener M, Melzer N, Mojzisova H, Möller P, Pfefferkorn T, Prüss H, Rostásy K, Schnegelsberg M, Schröder I, Siebenbrodt K, Sühs KW, Wickel J, Wandinger KP, Leypoldt F, Kuhlenbäumer G; German Network for Research on Autoimmune Encephalitis (GENERATE) Genome-wide Association Study Identifies 2 New Loci Associated With Anti-NMDAR Encephalitis.

Neurol Neuroimmunol Neuroinflamm. 2021 Sep 28;8(6):e1085

Aloui C, Guey S, Pipiras E, Kossorotoff M, Guéden S, Corpechot M, Bessou P, Pedespan JM, Husson M, Hervé D, Riant F, Kraemer M, Steffann J, Quenez O, Tournier-Lasserre E

Xq28 copy number gain causing moyamoya disease and a novel moyamoya syndrome.

J Med Genet. 2020 May;57(5):339-346. doi: 10.1136/jmedgenet-2019-106525. Epub 2020 Jan 10


Kahles T, Michel P, Hapfelmeier A, Eberli FR, Zedde M, Thijs V, Kraemer M, Engelter ST, Serena J, Weimar C, Mallmann A, Luft A, Hemelsoet D, Thaler DE, Müller-Eichelberg A, De Pauw A, Sztajzel R, Armon C, Kent DM, Meier B, Mattle HP, Fischer U, Arnold M, Mono ML, Nedeltchev K; International PFO Consortium

Prior Stroke in PFO Patients Is Associated With Both PFO-Related and -Unrelated Factors

Front Neurol. 2020 Jun 4;11:503. doi: 10.3389/fneur.2020.00503. eCollection 2020

Pinard A, Guey S, Guo D, Cecchi AC, Kharas N, Wallace S, Regalado ES, Hostetler EM, Sharrief AZ, Bergametti F, Kossorotoff M, Hervé D, Kraemer M, Bamshad MJ, Nickerson DA, Smith ER, Tournier-Lasserre E, Milewicz DM

The pleiotropy associated with de novo variants in CHD4, CNOT3, and SETD5 extends to moyamoya angiopathy



Genet Med. 2020 Feb;22(2):427-431. doi: 10.1038/s41436-019-0639-2. Epub 2019 Sep 2

Catharina C. Gross, Céline Meyer, Urvashi Bhatia, Lidia Yshii, Ilka Kleffner, Jan Bauer, Anna R. Tröscher, Andreas Schulte-Mecklenbeck, Sebastian Herich, Tilman Schneider-Hohendorf, Henrike Plate, Tanja Kuhlmann, Markus Schwaninger, Wolfgang Brück, Marc Pawlitzki, David-Axel Laplaud, Delphine Loussouarn, John Parratt, Michael Barnett, Michael E. Buckland, Todd A. Hardy, Stephen W. Reddel, Marius Ringelstein, Jan Dörr, Brigitte Wildemann, Markus Kraemer, Hans Lassmann, Romana Höftberger, Eduardo Beltrán, Klaus Dornmair, Nicholas Schwab, Luisa Klotz, Sven G. Meuth, Guillaume Martin-Blondel, Heinz Wiendl, Roland Liblau


CD8+ T cell-mediated endotheliopathy is a targetable mechanism of neuro-inflammation in Susac syndrome
Nat Commun. 2019; 10: 5779

Abdel-Hamid M, Niklewski F, Heßmann P, Guberina N, Kownatka M, Kraemer M, Scherbaum N, Dziobek I, Bartels C, Wiltfang J, Kis B
Impaired empathy but no theory of mind deficits in adult attention deficit hyperactivity disorder
Brain Behav. 2019 Sep 2:e01401. doi: 10.1002/brb3.1401

Pinard A, Guey S, Guo D, Cecchi AC, Kharas N, Wallace S, Regalado ED, Hostetler ES, Sharrief AZ, Bergametti F, Kossorotoff M, Hervé D, Kraemer M, Bamshad MJ, Nickerson, Smith ED, Tournier-Lasserre E, Milewicz D
The Pleiotropy Associated with De Novo Variants in CHD4, CNOT3, and SETD5 Extends to Moyamoya Angiopathy
Genetics in medicine. 2019

Santoro C, Giugliano T, Kraemer M, Torella A, Schwitalla JC, Cirillo M, Melis D, Berlit P, Nigro V, Perrotta S, Piluso G.
Whole exome sequencing identifies MRVI1 as a susceptibility gene for moyamoya syndrome in neurofibromatosis type 1
PLoS One. 2018 Jul 12;13(7):e0200446

Guey S, Kraemer M, Hervé D, Ludwig T, Kossorotoff M, Bergametti F, Schwitalla JC, Choi S, Broseus L, Callebaut I, Genin E, Tournier-Lasserre E, FREX consortium
Rare RNF213 variants in the C-terminal region encompassing the RING-finger domain are associated with moyamoya angiopathy in



Caucasians.

Eur J Hum Genet. 2017 Aug;25(8):995-1003

Kis B, Guberina N, Kraemer M, Niklewski F, Dziobek I, Wiltfang J, Abdel-Hamid, M

Perception of emotional prosody in adults with attention deficit hyperactivity disorder

Acta Psychiatr Scand. 2017;135(6):506-514

Guey S, Grangeon L, Brunella F, Bergametti F, Amiel J, Lyonnet S, Delaforge A, Arnold M, Desnos B, Bellesme C, Schwitalla JC, Kraemer M, Tournier-Lasserre E, Koussoronff M

De novo mutations in CBL causing early-onset pediatric moyamoya angiopathy

Journal of Medical Genetics. 2017, 54(8):550-557

Philipsen A, Jans T, Graf E, Matthies S, Borel P, Colla M, Gentschow L, Langner D, Jacob C, Groß-Lesch S, Sobanski E, Alm B, Schumacher-Stien M, Roesler M, Retz W, Retz-Junginger P, Kis B, Abdel-Hamid M, Heinrich V, Huss M, Kornmann C, Bürger A, Perlov E, Ihorst G, Schlander M, Berger M, Tebartz van Elst L; Comparison of Methylphenidate and Psychotherapy in Adult ADHD Study (COMPAS) Consortium, u.a. Krämer M


Effects of Group Psychotherapy, Individual Counseling, Methylphenidate, and Placebo in the Treatment of Adult Attention-Deficit/Hyperactivity Disorder: A Randomized Clinical Trial
JAMA Psychiatry. 2015, 72:1199-210

Ringelstein M, Albrecht P, Kleffner I, Bühn B, Harmel J, Müller AK, Finis D, Guthoff R, Bergholz R, Duning T, Krämer M, Paul F, Brandt A, Oberwahrenbrock T, Mikolajczak J, Wildemann B, Jarius S, Hartung HP, Aktas O, Dörr J

Retinal pathology in Susac syndrome detected by spectral-domain optical coherence tomography

Neurology. 2015 18;85(7):610-8

Prestel J, Volkers P, Mentzer D, Lehmann HC, Hartung HP, Keller-Stanislawski B; GBS Study Group, u.a. Krämer M Risk of Guillain-Barré syndrome following pandemic influenza A(H1N1) 2009 vaccination in Germany
Pharmacoepidemiol Drug Saf. 2014, 23(11):1192-204



Wrede KH, Johst S, Dammann P, Özkan N, Mönninghoff C, Kraemer M, Maderwald S, Ladd ME, Sure U, Umutlu L, Schlamann M
Improved cerebral time-of-flight magnetic resonance angiography at 7 Tesla--feasibility study and preliminary results using optimized venous saturation pulses PLoS One. 2014, 18;9(9):e10669

Liu W, Senevirathna ST, Hitomi T, Kobayashi H, Roder C, Herzig R, Kraemer M, Voormolen MH, Cahová P, Kriscsek B, Koizumi A.
Genomewide association study identifies no major founder variant in Caucasian moyamoya disease J Genet. 2013, 92(3):605-9


Christiansen H, Hirsch O, Philipsen A, Oades RD, Matthies S, Hebebrand J, Ueckermann J, Abdel-Hamid M, Kraemer M, Wiltfang J, Graf E, Colla M, Sobanski E, Alm B, Rösler M, Jacob C, Jans T, Huss M, Schimmelmann BG, Kis B German Validation of the Conners adult ADHD rating scale-self-report: confirmation of factor structure in a large sample of participants with ADHD J Atten Disord. 2013, 17(8):690-8

Ringelstein M, Kleiter I, Ayzenberg I, Borisow N, Paul F, Ruprecht K, Kraemer M, Cohn E, Wildemann B, Jarius S, Hartung HP, Aktas O and Albrecht P Visual evoked potentials in neuromyelitis optica and its spectrum disorders Multiple Sclerosis. 2014, 20(5):617-20

Zimmermann M, Grabemann M, Mette C, Abdel-Hamid M, Ueckermann J; Ueckermann J; Kraemer M; Wiltfang J; Kis B; Zepf FD
The effects of acute tryptophan depletion on reactive aggression in adults with attention-deficit/hyperactivity disorder (ADHD) and healthy controls. PLoS One. 2012, 7(3) pe32023

Christiansen H, Kis B, Hirsch O, Matthies S, Hebebrand J, Ueckermann J, Abdel-Hamid M, Kraemer M, Wiltfang J, Graf E, Colla M, Sobanski E, Alm B, Rösler M, Jacob C, Jans T, Huss M, Schimmelmann BG, Philipsen A
German validation of the Conners Adult ADHD Rating Scales (CAARS) II: Reliability, validity, diagnostic sensitivity and specificity. Eur Psychiatr. 2011, 27(5) p321-8

Venker C, Stracke P, Berlit P, Diehl RR, Kurre W, Sorgenfrei U, Krämer M, Chapot R
[New options in the therapeutic management of acute ischaemic stroke. Good results with combined i. v. and i. a. lysis and mechanical thrombectomy].



Fortschr Neurol Psychiatr. 2010, 78(11):652-7

Kruger TH, Haake P, Haverkamp J, Kramer M, Exton MS, Saller B, Leygraf N, Hartmann U, Schedlowski M Effects of acute prolactin manipulation on sexual drive and function in males. J Endocrinol. 2003, 179(3) p357-65

Übersichtsarbeiten

Erstautorschaften

Graessner H, Reinhard C, Bäumer T, Baumgärtner A, Brockmann K, Brüggemann N, Bültmann E, Erdmann J, Heise K, Höglinger G, Hüning I, Kaiser FJ, Klein C, Klopstock T, Krägeloh-Mann I, Kraemer M, Luedtke K, Mücke M, Musacchio T, Nadke A, Osmanovic A, Ritter G, Röse K, Schippers C, Schöls L, Schüle R, Schulz JB, Sproß J, Stasch E, Wunderlich G, Münchau A

Recommendations for optimal interdisciplinary management and healthcare settings for patients with rare neurological diseases Orphanet J Rare Dis. 2024 Feb 13;19(1):62. doi: 10.1186/s13023-024-03023-1

Kraemer M, Becker J, Bley TA, Steinbrecher A, Minnerup J, Hellmich B

[Diagnostics and treatment of giant cell arteritis]

Nervenarzt. 2022 Aug;93(8):819-827. doi: 10.1007/s00115-021-01216-8. Epub 2021 Nov 3

Krämer M, Dörr J, Ringelstein M, Krämer B, Groß CC, Kleffner I

Susac Syndrome

Dtsch Arztebl Int. 2022 Apr 1;119(13):230. doi:

10.3238/arztebl.m2022.0059


Kraemer M, Berlit P

Primary central nervous system vasculitis - An update on diagnosis, differential diagnosis and treatment

J Neurol Sci. 2021 May 15;424:117422. doi:

10.1016/j.jns.2021.117422. Epub 2021 Mar 27

Krämer M, Berlit P Der Schlaganfall beim jungen Menschen - Stroke in Young Adults Akt Neurol. 2011, 38(1): 23-44



Kramer M, Berlit P [Moyamoya disease - a rare vasculopathy in Europeans] *Fortschr Neurol Psychiatr.* 2010, 78(9) p542-50; quiz 551

Kraemer M, Uekermann J, Wiltfang J, Kis B Methylphenidate-Induced Psychosis in Adult Attention-Deficit/Hyperactivity Disorder: Report of 3 New Cases and Review of the Literature. *Clin Neuropharmacol.* 2010, 33(4):204-6

Kraemer M, Linden D, Berlit P The spectrum of differential diagnosis in neurological patients with livedo reticularis and livedo racemosa. A literature review. *J Neurol.* 2005, 252(10) p1155-66

Endautorschaft


Becker J, Berlit P, Kastrup O, Schuster S, Strunk D, Veltkamp R, Kraemer M
[A contrast medium uptake of the vessel wall is not specific for cerebral vasculitis].
Nervenarzt. 2022 Dec;93(12):1271-1273. doi: 10.1007/s00115-022-01304-3
Mitri F, Bersano A, Hervé D, Kraemer M

Cutaneous manifestations in Moyamoya angiopathy: A review. *Eur J Neurol.* 2021 May;28(5):1784-1793. doi: 10.1111/ene.14754. Epub 2021 Mar 1.

Bersano A, Morbin M, Ciceri E, Bedini G, Berlit P, Herold M, Saccucci S, Fugnanesi V, Nordmeyer H, Faragò G, Savoiaro M, Taroni F, Carriero M, Boncoraglio Giorgio B, Perucca L, Caputi L, Parati Eugenio A, Kraemer M. The diagnostic challenge of Divry van Bogaert and Sneddon Syndrome: Report of three cases and literature review *J Neurol Sci.* 2016, 364:77-83.

Berlit P, Kraemer M Cerebral vasculitis in adults: what are the steps in order to establish the diagnosis? Red flags and pitfalls *Clin Exp Immunol.* 2014, 175(3):419-24

Krischek B, Kasuya H, Khan N, Tatagiba M, Roder C, Kraemer M Genetic and clinical characteristics of Moyamoya disease in Europeans. *Acta Neurochir Suppl.* 2011, 112 p31-4



Co-Autorschaften

Bersano A, Khan N, Fuentes B, Acerbi F, Canavero I, Tournier-Lasserre E, Vajcoczy P, Zedde ML, Hussain S, Lémeret S, Kraemer M, Herve D

European Stroke Organisation (ESO) Guidelines on Moyamoya angiopathy Endorsed by Vascular European Reference Network (VASCERN).

Eur Stroke J. 2023 Mar;8(1):55-84. doi: 10.1177/23969873221144089. Epub 2023 Feb 2

Ringelstein M, Ayzenberg I, Lindenblatt G, Fischer K, Gahlen A, Novi G, Hayward-Könnecke H, Schipling S, Rommer PS, Kornek B, Zrzavy T, Biotti D, Ciron J, Audoin B, Berthele A, Giglhuber K, Zephir H, Kümpfel T, Berger R, Röther J, Häußler V, Stellmann JP, Whittam D, Jacob A, Kraemer M, Gueguen A, Deschamps R, Bayas A, Hümmert MW, Trebst C, Haarmann A, Jarius S, Wildemann B, Grothe M, Siebert N, Ruprecht K, Paul F, Collongues N, Marignier R, Levy M, Karenfort M, Deppe M, Albrecht P, Hellwig K, Gold R, Hartung HP, Meuth SG, Kleiter I, Aktas O; Neuromyelitis Optica Study Group (NEMOS)

Interleukin-6 Receptor Blockade in Treatment-Refractory MOG-IgG-Associated Disease and Neuromyelitis Optica Spectrum Disorders.

Neurol Neuroimmunol Neuroinflamm. 2021 Nov 16;9(1):e1100. doi: 10.1212/NXI.0000000000001100. Print 2022 Jan.


Kümpfel T, Giglhuber K, Aktas O, Ayzenberg I, Bellmann-Strobl J, Häußler V, Havla J, Hellwig K, Hümmert MW, Jarius S, Kleiter I, Klotz L, Krumbholz M, Paul F, Ringelstein M, Ruprecht K, Senel M, Stellmann JP, Bergh FT, Trebst C, Tumani H, Warnke C, Wildemann B, Berthele A; Neuromyelitis Optica Study Group (NEMOS)

Update on the diagnosis and treatment of neuromyelitis optica spectrum disorders (NMOSD) - revised recommendations of the Neuromyelitis Optica Study Group (NEMOS). Part II: Attack therapy and long-term management

J Neurol. 2024 Jan;271(1):141-176. doi: 10.1007/s00415-023-11910-z. Epub 2023 Sep 7

Scelzo E, Kramer M, Sacco S, Proietti A, Ornello R, Parati EA, Bersano A

Migraine and rare neurological disorders



Neurol Sci. 2020 Dec;41(Suppl 2):439-446. doi: 10.1007/s10072-020-04645-6

Bersano, A., Kraemer, M., Burlina, A. et al.
Heritable and non-heritable uncommon causes of stroke
J Neurol (2020)

Bersano A, Guey S, Bedini G, Nava S, Hervé D, Vajkoczy P, Tatlisumak T, Sareela M, van der Zwan A, Klijn CJ, Braun KP, Kronenburg A, Acerbi F, Brown MM, Calviere L, Cordonnier C, Henon H, Thines L, Khan N, Czabanka M, Kraemer M, Simister R, Prontera P, Tournier-Lasserre E, Parati E; European Moyamoya Disease Initiative Research Progresses in Understanding the Pathophysiology of Moyamoya Disease Cerebrovasc Dis. 2016, 41(3-4):105-18

Berlit P, Keyvani K, Krämer M, Weber R [Cerebral amyloid angiopathy and dementia] Nervenarzt. 2015, 86(10):1248-54

Uekermann J, Kraemer M, Abdel-Hamid M, Schimmelmann BG, Hebebrand J, Daum I, Wiltfang J, Kis B

Social cognition in attention-deficit hyperactivity disorder (ADHD).
Neurosci Biobehav Rev. 2010, 34(5) p734-43


Kasuistiken

Erstautorschaften

Kraemer, M, Karabul N, Berlit P, Rolfs A Evidence for inflammation in Fabry's disease? - Headache and muscle involvement responding to corticosteroid and methotrexate treatment Journal of Neurology. 2017, 22(11):1502-1505

Kraemer M, Weber R, Herold M, Berlit P Reversible cerebral vasoconstriction syndrome associated with fingolimod treatment in relapsing-remitting multiple sclerosis three months after childbirth Mult Scler. 2015, 21(11):1473-5

Krämer M Über den Stellenwert der Duplexsonografie und der transkraniellen Doppler-Emboliedetektion bei der Moyamoya-Angiopathie Klin Neurophysiol. 2015, 46(01): 47-49



Kraemer M, Diehl RR, Diesner F, Khan N Differential diagnosis between cerebral ischemia, focal seizures and limb shaking TIAs in moyamoya disease Br J Neurosurg. 2012, 26(6) p896-8

Krämer M, Berlit P Reversible cerebral vasoconstriction syndrome vs cerebral vasculitis? On the importance and difficulty of differentiating Nervenarzt 2011, 82(4) p500, 502, 504-5

Kraemer M, Haertig S, Hill A, Uekermann J, Wiltfang J, Kis B Huntington's chorea mimicking adult attention deficit hyperactivity disorder

Nervenarzt. 2011, 82(3) p360-2

Kraemer M, Metz A, Herold M, Venker C; Berlit P Reduction in jaw opening: a neglected symptom of giant cell arteritis Rheumatol Int. 2010, 31(11):1521-3

Kraemer M, Berlit P Long-term course of antiphospholipid-antibody-negative Sneddon's syndrome Clin Neurol Neurosurg. 2008, 110(10) p1072

Krämer M, Baumgärtel MW, Neuen-Jacob E, Berlit P [Myalgia in Neuro-Behcet's disease. Medication side effects or expression of underlying disease] [Myopathie beim Behcet-Syndrom. Medikamentennebenwirkung oder Ausdruck der Grunderkrankung?] Z Rheumatol. 2008, 67(3) p232-6


Kraemer M, Berlit P Cerebral haemorrhage as the presenting form of Sneddon's syndrome. Clin Neurol Neurosurg. 2008,110(5) p533

Kraemer M, Berlit P Progressive encephalomyelitis with rigidity and myoclonus in an 81-year-old patient. Clin Neurol Neurosurg. 2008, 110(3) p279-81

Kraemer M, Baumgaertel MW, Berlit P Miscarriage, peripheral thromboses and aortic aneurysm in antiphospholipid-antibody-negative Sneddon's syndrome. J Neurol. 2007, 254(11) p1599-600

Kraemer M, Berlit P Anti-Ma2 antibodies in B-cell primary CNS lymphoma. J Neurol. 2007, 254(9) p1286-7

Kraemer M, Meyn H, Linden D, Berlit P Persistent multifocal myoclonus following Russian spring summer encephalitis. J Neurol. 2006, 253(6) p821-2



End- und Coauthorschaften

Focke JK, Veltkamp R, Bauer P, Kraemer M
Novel heterozygous COL4A2 variant c.2572A > G, p.(I858V)
mimicking Sneddon's and Divry van Bogaert Syndrome
J Neurol. 2022 Sep;269(9):5153-5156. doi: 10.1007/s00415-022-
11111-0

Dams L, Kraemer M, Becker J
MOG-antibody-associated longitudinal extensive myelitis after
ChAdOx1 nCoV-19 vaccination
Mult Scler. 2022 Jun;28(7):1159-1162. doi:
10.1177/13524585211057512


Walter A, Kraemer M
A neurologist's rhombencephalitis after comirnaty vaccination. A
change of perspective
Neurol Res Pract. 2021 Nov 8;3(1):56. doi: 10.1186/s42466-021-
00156-7

Hadisurya J, Guey S, Grangeon L, Wieczorek D, Corpechot M,
Schwitalla JC, Kraemer M.
Moyamoya angiopathy in PHACE syndrome not associated with
RNF213 variants.
Childs Nerv Syst. 2019 Jul;35(7):1231-1237

Sinnecker T, Hadisurya J, Schneider-Hohendorf T, Schwab N, Wrede
K, Gembruch O, Gold R, Hellwig K, Pilgram-Pastor S, Adams O,
Albrecht P, Hartung HP, Aktas O, Kraemer M
Extensive immune reconstitution inflammatory syndrome in
Fingolimod-associated PML: a case report with 7 Tesla MRI data
BMC Neurol. 2019 Aug 9;19(1):190. doi: 10.1186/s12883-019-
1407-2

Hadisurya J, Guey S, Grangeon L, Wieczorek D, Corpechot M,
Schwitalla JC, Kraemer M.
Moyamoya angiopathy in PHACE syndrome not associated with
RNF213 variants
Childs Nerv Syst. 2019 Jul;35(7):1231-1237

Platzen J, Berlit P, Kraemer M Chorea gravidarum associated with
Moyamoya angiopathy treated with alpha-methyldopa Clin
Neurology Neurosurgery. 2017,158: 126



Becker J, Rolfs A, Karabul N, Berlit P, Kraemer M
D 313Y mutation in the differential diagnosis of white matter
lesions – experiences from a multiple sclerosis outpatient clinic
Multiple Scler. 2016, 22(11):1502-1505

Berlit P, Keyvani K, Herring A, Krämer M
Recurrent Bacterial Meningitis Perpetuated by an Infected Rathke's
Cleft Cyst
Fortschr Neurol Psychiat. 2015, 83(10):11-13

Venker C, Kramer M, Berlit P GAD-ab-associated movement
disorder in a male patient with breast cancer J Neurol. 2011,
258(7):1356-7

Haake P, Exton MS, Haverkamp J, Kramer M, Leygraf N, Hartmann
U, Schedlowski M, Krueger TH Absence of orgasm-induced prolactin
secretion in a healthy multi-orgasmic male subject. Int J Impot Res.
2002, 14(2) p133-5


Buchbeiträge

Krämer, M, Kastrup, O
Kapitel: PRES – Posteriores reversibles Enzephalopathie-Syndrom
Kapitel: Reversibles zerebrales Vasokonstriktionssyndrom
in: Diener, HC, Steinmetz, H, Kastrup, O: Referenz Neurologie
Georg Thieme Verlag, 2019

Krämer, M, Berlit P
Kapitel: Zerebrale Vaskulitiden und ihre Differentialdiagnosen
Kapitel: Myelitis
in: Diener, HC, Steinmetz, H, Kastrup, O: Referenz Neurologie
Georg Thieme Verlag, 2019

Krämer, M
Kapitel: Entzündliche Rückenmarkserkrankungen
Kapitel: Vaskulitiden, rheumatoide Arthritis und Kollagenosen in der
Neurologie
Kapitel: Neurosarkoidose
in: Berlit, P: Aktuelle Neurologie, 4. Auflage
Springer-Verlag, 2018

Berlit, P, Krämer, M
Kapitel: Vaskulitiden
in: Zetl, U, Sieb, JP: Diagnostik und therapie neurologischer



Erkrankungen – State of the Art
Elsevier Verlag, 2018

Krämer M
Kapitel: SOP intravenöse Immunglobuline
Kapitel: SOP Cyclophosphamid
Kapitel: SOP: Rituximab
Kapitel: SOP: Riesenzellerarteriitis
Kapitel: SOP: zerebrale Vaskulitis
in: Fink, G, Gold, R, Berlit, P: SOPs Neurologie, 1. Auflage
Georg Thieme Verlag, 2018

Guey, S, Kraemer, M, Grangeon, L, Riant F, Kossorontoff M, Hervé,
D, Tournier-Lasserre E Genetics of Moyamoya beyond RNF 213,
Monogenetic Moyamoya syndromes in: Koizumi et al. RNF213,
Japan, 2017

Berlit, P, Krämer M Vaskulitis und isolierte Vaskulitis des ZNS in:
Stefan Schwab, Peter Schellinger, Christian Werner, Andreas
Unterberg, Werner Hacke: Neuro Intensiv, Springer-Verlag, 2015

Krämer, M, Diesner, Khan N, Roder C Moyamoya-Syndrom und
Moyamoya-Erkrankung – Informationen für Betroffene,
Angehörige und Interessierte DMV Deutscher Medizin Verlag 978-
3-936525-72-4 (ISBN), 2014

Baumgaertel MW, Kraemer M, Berlit P Neurologic complications of
acute and chronic renal diseases Handb Clin Neurol 2014, 119:383-
93

P. Berlit, M. Krämer, R. Weber Neurologie – Fragen und Antworten
– 1000 Fakten für die Facharztprüfung Springer, 2012

P. Berlit, u.a. M. Kraemer Zerebrale Vaskulitis in: H.C. Diener:
Leitlinien der Deutschen Gesellschaft für Neurologie Thieme, 2012

M. Krämer Entzündliche Rückenmarkserkrankungen in: Berlit (Hrsg)
Klinische Neurologie, 3. Auflage Springer, 2012

P. Berlit, M. Krämer Vaskulitiden, rheumatoide Arthritis und
Kollagenosen in: Berlit (Hrsg) Klinische Neurologie, 3. Auflage
Springer, 2012